

SLEEVES

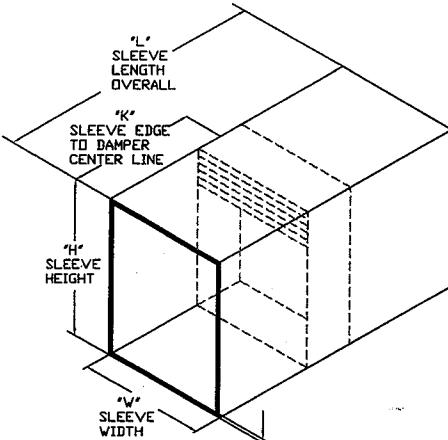
MODEL 75 CURTAIN FIRE DAMPERS

SLEEVE DIMENSIONAL INFORMATION FOR CURTAIN FIRE DAMPERS AND DOORS

1. Dampers and sleeves are always priced and ordered by W x H or dimensions as shown. The types B, and B-1 both require the damper to be oversized. Actual overall dimensions can be determined by adding sleeve material thickness to the basic damper dimensions (after allowing for the standard 1/4" damper undersizing).
2. "K" distance may be ordered at any dimension up to the sleeve length less onehalf the damper frame width. If "K" dimension is not specified, "K" dimension will be provided as sleeve length (L)/2. (Damper On Centerline)

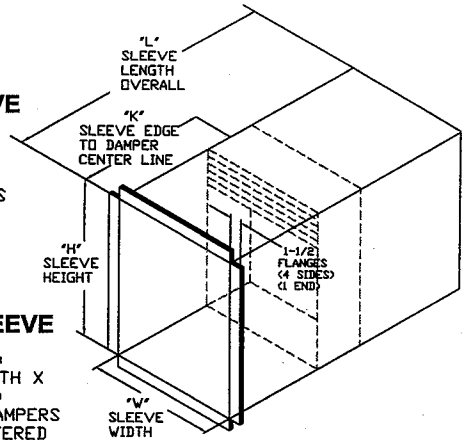
type

- A** -----(75A STANDARD)
- AF** --(75A FLANGED STANDARD)
- B** -----(75B STANDARD)
- B-1** --(75B MINIMUM DUCTING)



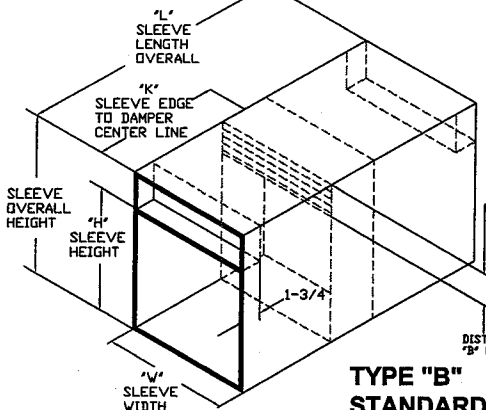
TYPE "A" STANDARD 75A SLEEVE

WHEN ORDERING SPECIFY:
WIDTH X HEIGHT X LENGTH X
GAUGE + ("K" DIMENSION)
WHEN NOT SPECIFIED, DAMPERS
WILL BE PROVIDED CENTERED
IN SLEEVE LENGTH. (L/2)



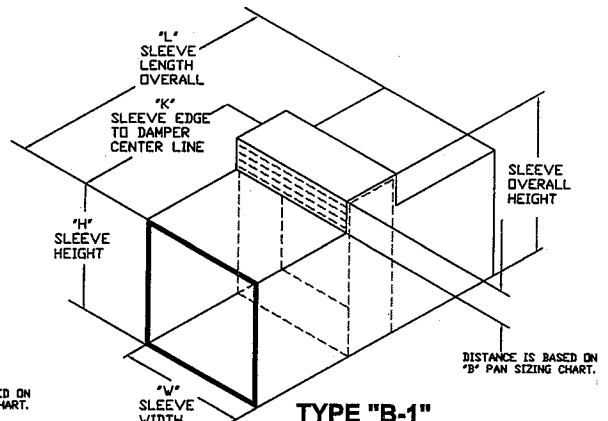
TYPE "AF" FLANGED 75A SLEEVE

WHEN ORDERING SPECIFY:
WIDTH X HEIGHT X LENGTH X
GAUGE + ("K" DIMENSION)
WHEN NOT SPECIFIED, DAMPERS
WILL BE PROVIDED CENTERED
IN SLEEVE LENGTH. (L/2)



TYPE "B" STANDARD 75B SLEEVE

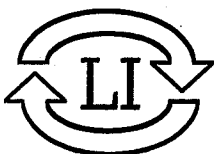
WHEN ORDERING SPECIFY:
WIDTH X HEIGHT X LENGTH X
GAUGE + ("K" DIMENSION)
WHEN NOT SPECIFIED, DAMPERS
WILL BE PROVIDED CENTERED
IN SLEEVE LENGTH. (L/2)



TYPE "B-1" MINIMUM DUCTING 75B SLEEVE

WHEN ORDERING SPECIFY:
WIDTH X HEIGHT X LENGTH X
GAUGE + ("K" DIMENSION)
WHEN NOT SPECIFIED, DAMPERS
WILL BE PROVIDED CENTERED
IN SLEEVE LENGTH. (L/2)

10174-REV-C-1



LLOYD INDUSTRIES INC.

231 COMMERCE DRIVE
MONTGOMERYVILLE, PA. 18936
TEL: 215-412-4445
FAX: 215-412-4409
EMAIL: LLOYDIND@FIREDAMPER.COM

5858 BROADWAY AVE.
JACKSONVILLE, FL. 32254
TEL: 904-378-8440
FAX: 904-378-8441
EMAIL: LLOYDINDI@BELLSOUTH.NET

WEB SITE: FIREDAMPER.COM