



LLOYD INDUSTRIES INC.

WWW.FIREDAMPER.COM

CEILING RADIATION DAMPER WITH REGISTER BOX ASSEMBLY

MODEL:

CRD55-BT-6.0

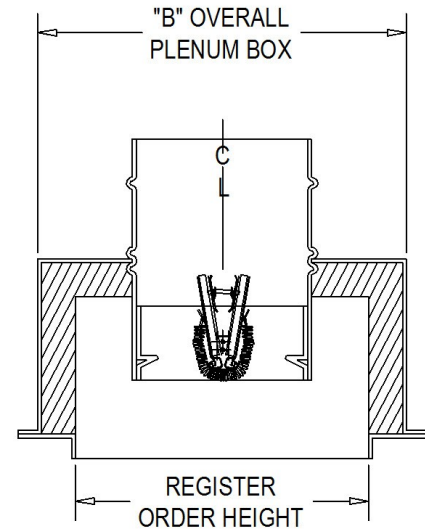
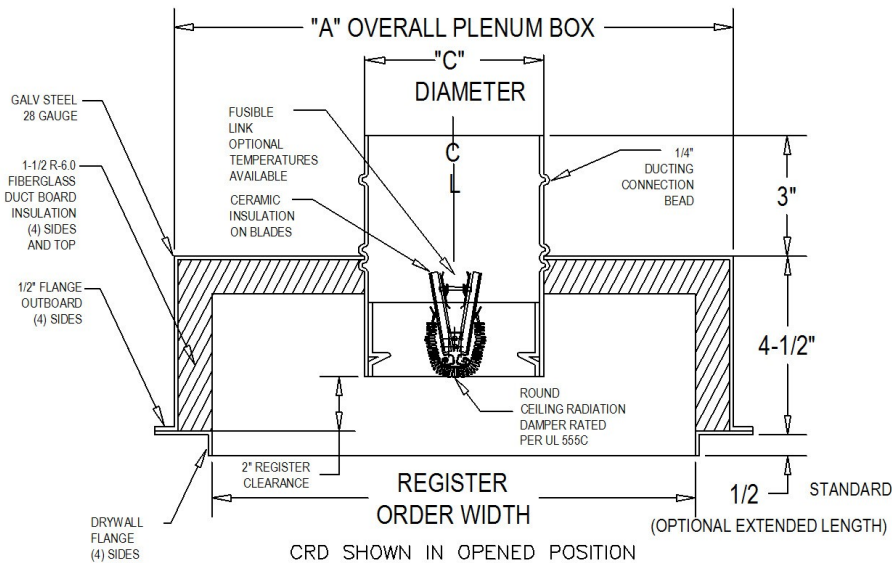
CRD55-EA-BT-6.0



APPLICATION

Model CRD55-BT-6.0 / CRD55-EA-BT-6.0 is an 1-Hour rated CRD/Register Box assembly. Acceptable for both floor/ceiling and roof ceiling assemblies include L546, L521 and P522 by ARL tested.

TYPE CRD: "ROUND"



CEILING RADIATION DAMPER (CRD55/CRD55EA)

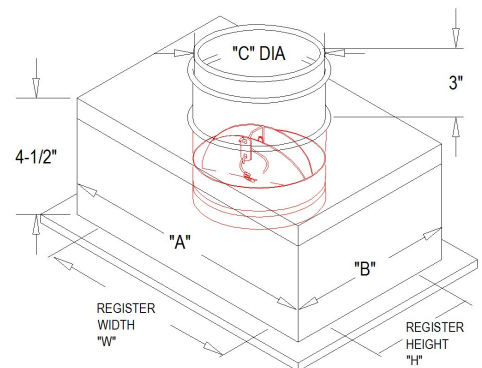
- Fusible Link: 165°F standard (options are available)
- Blades: 22 Ga. Galv. Steel with ceramic fiberglass cover
- Frame: Roll formed 22 Ga. Galv. Steel

PLENUM BOX

- Outer Box: 28 Ga. Galv. Steel
- Collar: Roll formed 28 Ga. Galv. Steel with roll formed 1/4" beading
- Insulation: Duct liner 1-1/2" thick (R-6.0)
- "C" Diameter provided nominal order diameter

NOTES:

- Available in stainless steel.
- Available with extended length drywall flange.
- CRD55-EA-BT minimum collar diameter is 6".
- Register/Grill (steel) supplied by other.
- Ceramic insulation is not required on dampers with areas less than 80 SQ/IN and is optional. Dampers above 80 SQ/IN will be provided with blade insulation.
- **Meets NFPA 90A requirements.**



Model CRD 55-EA-BT
SHOWN

Minimum Size (WxH)	Maximum Size (WxH)
7"x7"x4" (collar)	16"x16"x12" (collar)